




HF535T

5F carbide endmill for trochoidal milling

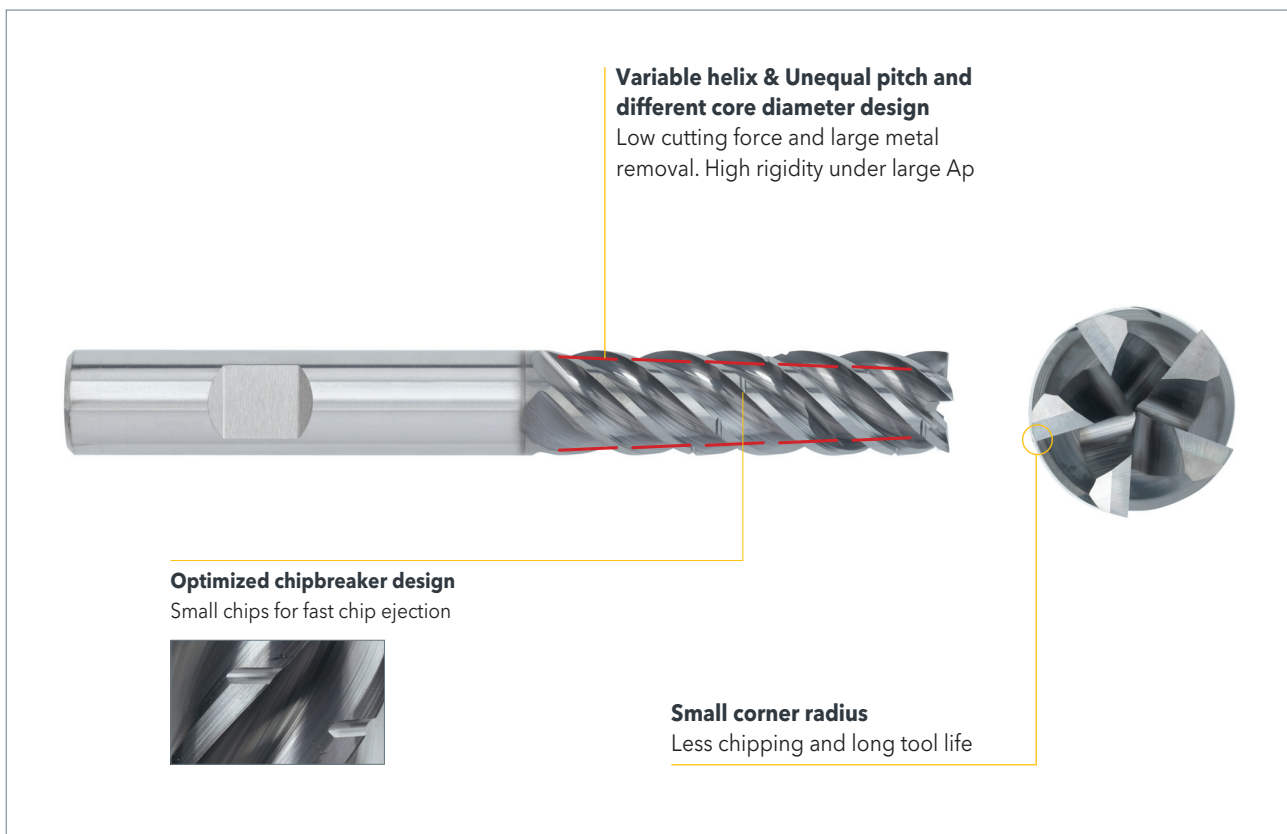


 **OSAWA**
SORMA CUTTING SOLUTIONS

HF535T



- New 5F trochoidal carbide endmill with chipbreaker for high productivity machining on material groups ISO P, ISO M, ISO K, and ISO S.
- Unequal pitch, variable helix, and different core diameter design guarantee minimum vibration and extended tool life under high metal removal rate application.
- Special edge design and optimized chipbreaker allow small chips and high feed.
- Trochoidal milling strategy allows short machining time and low cutting force.
- Cutting length 3.5xD.
- Range: D10 - D20.

FEATURES

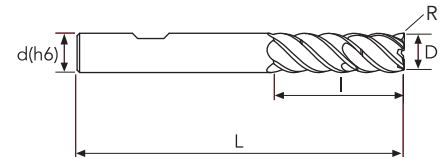


HF535T

Weldon shank, 5 flutes, chipbreaker, corner radius, different core diameter, trochoidal milling



★ 1st choice ☆ suitable



D	D Tol.	R	R Tol.	d(h6)	I	I1	L	Z	EDP No.	Stock
10	0/-0.040	0.10	+/-0.020	10	35		90	5	HF535T010100	●
12	0/-0.050	0.12	+/-0.020	12	45		100	5	HF535T012120	●
16	0/-0.050	0.15	+/-0.020	16	55		115	5	HF535T015160	●
20	0/-0.050	0.20	+/-0.020	20	70		131	5	HF535T020200	●

● stock standard ○ non-standard stock

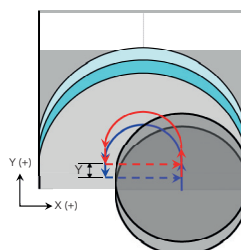
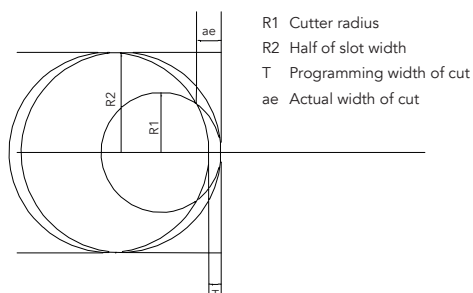
CUTTING PARAMETERS

HF535T

SIDE MILLING	Material Group ISO 513	P1 P2 P7 K1	P3 P4 M1 K2 K3	P5 P6 M2 M3 K4 S1 S4	S2 S3 S5
	Hardness/Rm	≤700 N/mm ²	600÷1000 N/mm ²	≤35 HRC	≤45 HRC
ap x ae	3.5D x 0.05D	3.5D x 0.05D	3.5D x 0.05D	3.5D x 0.05D	
Vc (m/min)	170÷190	100÷120	80÷100	60÷80	
D (mm)	fz (mm/z)	fz (mm/z)	fz (mm/z)	fz (mm/z)	
10	0.100	0.100	0.080	0.072	
12	0.120	0.120	0.100	0.090	
16	0.150	0.150	0.130	0.117	
20	0.150	0.150	0.150	0.135	

TROCHOIDAL	Material Group ISO 513	P1 P2 P7 K1	P3 P4 M1 K2 K3	P5 P6 M2 M3 K4 S1 S4	S2 S3 S5
	Hardness/Rm	≤700 N/mm ²	600÷1000 N/mm ²	≤35 HRC	≤45 HRC
ap x ae	3.5D x 0.05D	3.5D x 0.05D	3.5D x 0.05D	3.5D x 0.05D	
Vc (m/min)	170÷190	100÷120	80÷100	60÷80	
D (mm)	fz (mm/z)	fz (mm/z)	fz (mm/z)	fz (mm/z)	
10	0.100	0.100	0.080	0.072	
12	0.120	0.120	0.100	0.090	
16	0.150	0.150	0.130	0.117	
20	0.150	0.150	0.150	0.135	

NOTES: Down milling CNC programming is required. "ae" value max 0.2xD - "T" value max 0.1xD. The use of end mill with diameter 30-40% smaller than the width of the slot is recommended. The cutting conditions are based on CNC programming with medium dynamic speed. With lower CNC dynamic speed, use the same cutting conditions or reduce the cutting speed Vc. With higher CNC dynamic speed, reduce the "T" value by approximately -30 -50% and apply the maximum available cutting speed Vc.



www.osawa.it



\$ONP123HF535T